


Relays for electronics

miniature, signal,
high power, solid state relays



Miniature relays

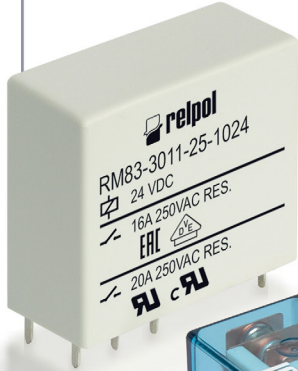
RM699B

load current: 6 A
contacts: 1 CO, 1 NO
supply: 5...60V DC



RM83

load current: 16 A, 20 A (UL)
contacts: 1 CO, 1 NO, 1R
supply: 5...110 V DC



RM85

load current: 16 A
contacts: 1 CO, 1 NO
supply: 12...240 V AC, 3...110 V DC



RMP85

load current: 16 A
contacts: 1 CO
supply: 24...230V AC, 12...110V DC



RMP84

load current: 8 A
contacts: 2 CO
supply: 24...230V AC, 12...110V DC



RM96

load current: 8 A, 10 A (UL, VDE)
contacts: 1 CO, 1 NO, 1R
supply: 5...48V DC



RM40

load current: 5 A, 8 A
contacts: 1 CO, 1 NO
supply: 3...48V DC




RM84

load current: 8 A
contacts: 2 CO, 2 NO
supply: 12...240V AC, 3...110V DC



RM87

load current: 12 A
contacts: 1 CO, 1 NO
supply: 12...240V AC, 3...110V DC



RM51

load current: 10 A
contacts: 1 CO, 1 NO
supply: 5...48V DC



RM12N

load current: 8 A, 10 A
contacts: 1 CO, 1 NO
supply: 5...48V DC



RM32N

load current: 5 A
contacts: 1 CO, 1 NO
supply: 5...24V DC




RM45N

load current: 5 A
contacts: 1 CO, 1 NO
supply: 5...24V DC



RM50N

load current: 6 A
contacts: 1 CO, 1 NO
supply: 5...48V DC




data sheets

Ask for offer export@relpol.com.pl

Signal relays


RSM957N

load current: 0,5 A
contacts: 1 CO
supply: 3...24V DC



RSM822N

load current: 0,6 A
contacts: 2 CO
supply: 3...48 V DC




RSM954N

load current: 3 A
contacts: 1 CO
supply: 3...24V DC



RSM850, RSM850B

load current: 0,5 A
contacts: 2 CO
supply: 3...24 V DC



data sheets

High power relays


RS35

load current: 35 A
contacts: 2 NO
supply: 5...110V DC




RS80

load current: 80 A, 90 A
contacts: 1 NO
supply: 12...24V DC




RS50

load current: 50 A
contacts: 1 NO, 2 NO
supply: 5...110V DC



RUC

load current: 16 A
contacts: 2 CO, 3 CO, 2 NO, 3 NO
supply: 6...400V AC, 6...220V DC



R40N

load current: 40 A
contacts: 1 CO, 1 NO
supply: 12...220V AC, 5...110V DC



R30N

load current: 30 A
contacts: 1 CO, 1 NO
supply: 5...110V DC




data sheets



Solid state relays

RSR35-...-RZA

load current: 0,05 A
load voltage: 3...28,8 V DC
control input: AC or DC




RSR35

load current: 0,1 A, 3 A, 4 A
load voltage: 3...28 V DC, 3...58 V DC
control input: DC



RSR32

load current: 2 A
load voltage: 48...280 V AC
control input: DC



RSR25

load current: 5 A
load voltage: 24...280 V AC, 24...530 V AC
control input: DC




RSR85

load current: 3 A
load voltage: 24...280 V AC
control input: DC



RSR85

load current: 3 A
load voltage: 24...440 V AC
control input: DC



RSR30

load current: 1 A, 2 A, 2,5 A, 4 A
load voltage: 24 V DC, 48 V DC, 100 V DC, 240 V AC
control input: DC



data sheets