


## Signalling / protecting modules

### For sockets type:

GZT80, GZM80, GZS80, GZP80, GZT92, GZM92, GZS92, ES 32, GZT2, GZM2, GZT3, GZM3, GZT4, GZM4, GZP4

Modules type M... are parallelly connected with relay coil.

Polarization P: -A1/+A2. Polarization N: +A1/-A2.



Modules type M...	Layout	Voltage	Type of module ① ②
<b>Module D (polarization P)</b> It limits overvoltage on DC coils.		6/230 V DC	M21P
<b>Module D (polarization N)</b> It limits overvoltage on DC coils.		6/230 V DC	M21N
<b>Module LD (polarization P)</b> It limits overvoltage on DC coils. Coil energizing indication.		6/24 V DC 24/60 V DC 110/230 V DC	M31R, M31G M32R, M32G M33R, M33G
<b>Module LD (polarization N)</b> It limits overvoltage on DC coils. Coil energizing indication.		6/24 V DC 24/60 V DC 110/230 V DC	M41R, M41G M42R, M42G M43R, M43G
<b>Module RC</b> It protects against EMC disturbance. It limits overvoltage.		6/24 V AC/DC 24/60 V AC/DC 110/240 V AC/DC	M51 M52 M53
<b>Module L</b> Coil energizing indication.		6/24 V AC/DC 24/60 V AC/DC 110/240 V AC/DC	M61R, M61G M62R, M62G M63R, M63G
<b>Module LV</b> It limits overvoltage on AC and DC coils. Coil energizing indication.		6/24 V AC/DC 24/60 V AC/DC 110/240 V AC/DC	M91R, M91G M92R, M92G M93R, M93G
<b>Module V</b> It limits overvoltage on AC coils. No indication.		6/24 V AC 110/130 V AC 220/240 V AC	M71 M72 M73
<b>Module R</b> It limits harmful voltage on AC coils induced in long lines which causes unwanted making of the relay.		110/240 V AC	M103


① M...R - LED red, M...G - LED green ② When ordering modules indicate their color: gray or black.

### Modules - flammability class V0 (versions for railroad industry)

For sockets type: GZT80-V0, GZT2-V0, GZT3-V0, GZT4-V0

Modules type M...-V0 are parallelly connected with relay coil.

Polarization N: +A1/-A2.




Modules type M...-V0	Layout	Voltage	Type of module
<b>Module LD (polarization N)</b> It limits overvoltage on DC coils. Coil energizing indication.		6/24 V DC 110/230 V DC	M41G-V0 M43G-V0
<b>Module LV</b> It limits overvoltage on AC and DC coils. Coil energizing indication.		110/240 V AC/DC	M93G-V0
<b>Module V</b> It limits overvoltage on AC coils. No indication.		6/24 V AC	M71-V0

## Signalling / protecting modules

**For sockets type:** GZP8, GZP11

Modules type 21, 41 are parallelly connected with relay coil.

Polarization N: +A1/-A2.



Modules	Layout	Voltage	Type of module
<b>Module D (polarization N)</b> It limits overvoltage on DC coils.		6/230 V DC	Module 21
<b>Module LD (polarization N)</b> It limits overvoltage on DC coils. Coil energizing indication (LED red).		6/24 V DC	Module 41

### GZP80, GZP4

Plug-in sockets  
with Push-in terminals  
(flammability class V-0)

### 6W, 6WB

Plug-in sockets  
(width 6,2 mm)

