

RSR85

single-phase solid state relays, miniature

RSR85-24...

RSR85-38...



- Zero-crossing or random-on switching
- DC control input
- Triac output
- Load current 3 A
- Max. load voltage 280, 440 V AC (single-phase)
- Dielectric strength 4 000 Vrms
- RC protection (built-in resistor, capacitor)
- Suitable for PCB mounted
- Recognitions, certifications, directives: RoHS, REACH, CE, RoHS, EAC

NEW

Applications

Recommended for applications demanding fast switching speed, intelligent measuring instruments, PCB electronic systems.



Basic technical data

Load voltage: 24...280 V AC, 24...440 V AC

Control input: DC

Load current: 3 A

Type		zero-crossing	random-on
Load voltage	Control voltage	Load current	
		3 A	
24...280 V AC	5 V DC	RSR85-24D3-5	RSR85-24D3R-5
	12 V DC	RSR85-24D3-12	RSR85-24D3R-12
	24 V DC	RSR85-24D3-24	RSR85-24D3R-24
24...440 V AC	5 V DC	RSR85-38D3-5	
	12 V DC	RSR85-38D3-12	
	24 V DC	RSR85-38D3-24	

Load voltage

	RSR85-24...	RSR85-38...
Rated load voltage	240 V AC	380 V AC
Rated range of load voltage	24...280 V AC	24...440 V AC
Blocking voltage	600 V _{pk}	800 V _{pk}
Rated frequency	47...63 Hz	47...63 Hz
Power factor	0,5	0,5

RSR85

single-phase solid state relays, miniature

Control input	zero-crossing	zero-crossing	zero-crossing
	RSR85-..D.-5	RSR85-..D.-12	RSR85-..D.-24
Control voltage range	4...6 V DC	9,6...14,4 V DC	19,2...28,8 V DC
Must turn-on voltage	4 V DC	9,6 V DC	19,2 V DC
Must turn-off voltage	1 V DC	1 V DC	1 V DC
Zero voltage turn-on	≤ 15 V	≤ 15 V	≤ 15 V
Maximum input current	25 mA 6 V DC	25 mA 14,4 V DC	25 mA 28,8 V DC
Response time pick-up	≤ 1/2 cycle + 1 ms	≤ 1/2 cycle + 1 ms	≤ 1/2 cycle + 1 ms
Response time drop-out	≤ 1/2 cycle + 1 ms	≤ 1/2 cycle + 1 ms	≤ 1/2 cycle + 1 ms


Control input	random-on	random-on	random-on
	RSR85-..D.R-5	RSR85-..D.R-12	RSR85-..D.R-24
Control voltage range	4...6 V DC	9,6...14,4 V DC	19,2...28,8 V DC
Must turn-on voltage	4 V DC	9,6 V DC	19,2 V DC
Must turn-off voltage	1 V DC	1 V DC	1 V DC
Zero voltage turn-on	≤ 15 V	≤ 15 V	≤ 15 V
Maximum input current	25 mA 6 V DC	25 mA 14,4 V DC	25 mA 28,8 V DC
Response time pick-up	≤ 1 ms	≤ 1 ms	≤ 1 ms
Response time drop-out	≤ 1/2 cycle + 1 ms	≤ 1/2 cycle + 1 ms	≤ 1/2 cycle + 1 ms

Output circuit

	RSR85-...3...
Rated load current	3 A
Rated load range	0,1...3 A
Maximum surge current	120 A 10 ms
I ² t for fusing	72 A ² s 10 ms
Max. operational current AC-51 rating	3 A
Max. operational current AC-53 rating	0,6 A
Min. operational current	100 mA
Maximum off-state leakage current (at rated load voltage)	5 mA
Maximum on-state voltage drop (at rated current)	1,5 V _{rms}
Minimum off-state dV/dt (at max. rated voltage)	200 V/μs

General data

	RSR85-...
Dielectric strength	input - output: 4 000 V _{rms} 50/60 Hz
Minimum insulation resistance	input - output: 1 000 MΩ 500 V DC
Ambient temperature (non-condensation and/or icing)	storage: -30...+100 °C operating: -30...+80 °C

 Data given for ambient temperature ≤ 25 °C. Above 25 °C the maximum current decreases - see "Thermal derating curves", page 3.

RSR85

single-phase solid state relays, miniature

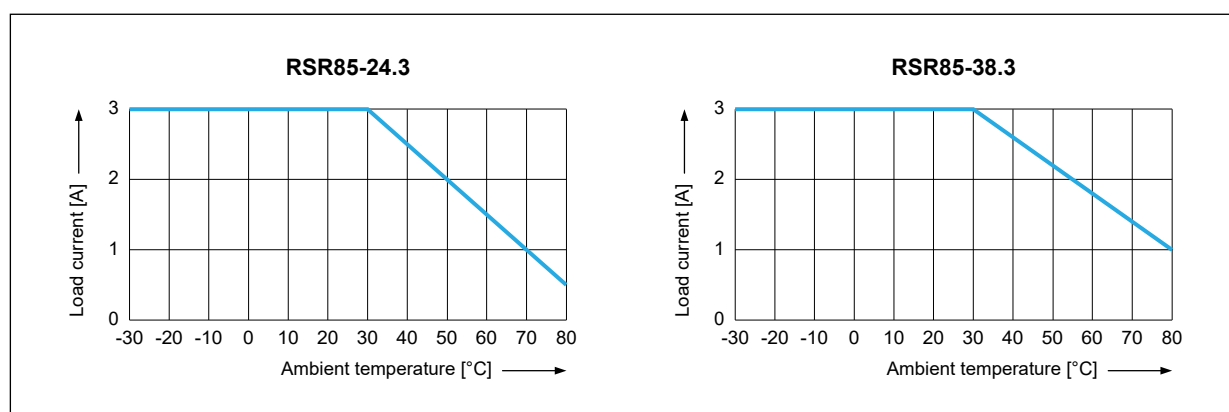
Mechanical data

	RSR85-24D3-.. RSR85-24D3R-..	RSR85-38D3-..
Dimensions (L x W x H)	29 x 12,5 x 15,7 mm	29,2 x 13,2 x 27,5 mm
Weight (typical)	15 g	18 g
Protection category EN 60529	IP 00	IP 00
Application	PCB	PCB

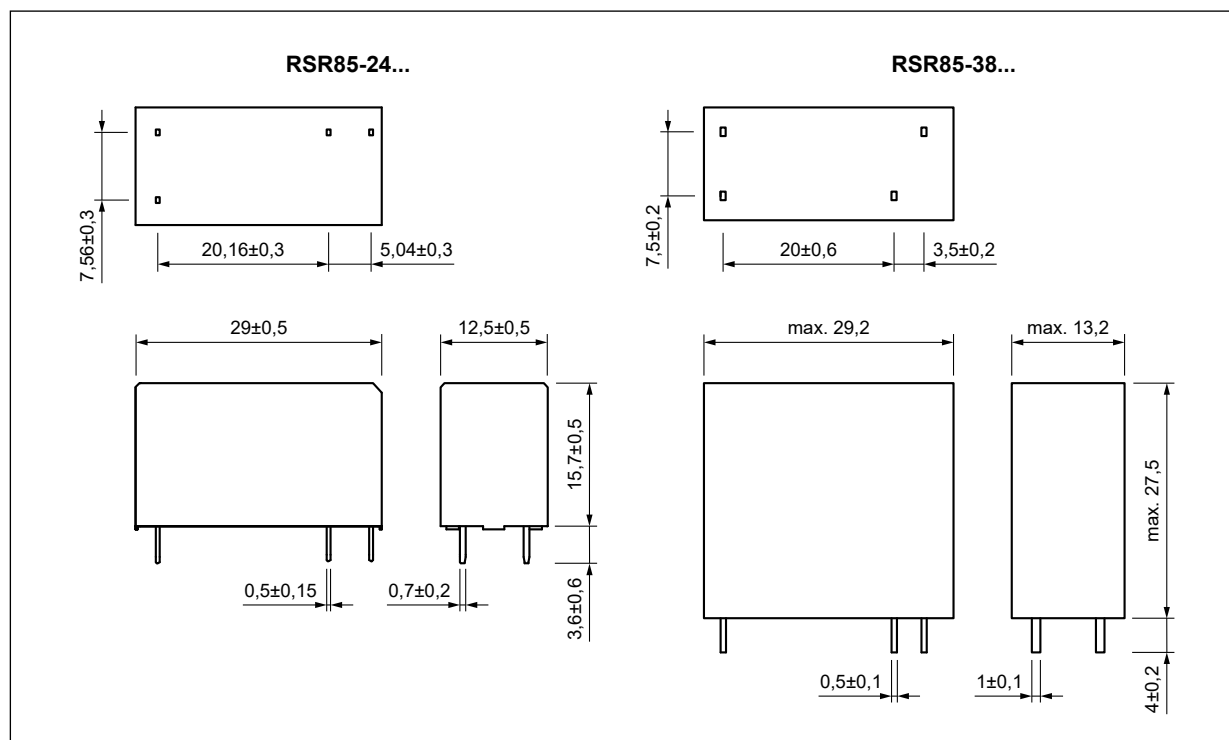
Mounting

Relays **RSR85** are designed for direct PCB mounting.

Thermal derating curves



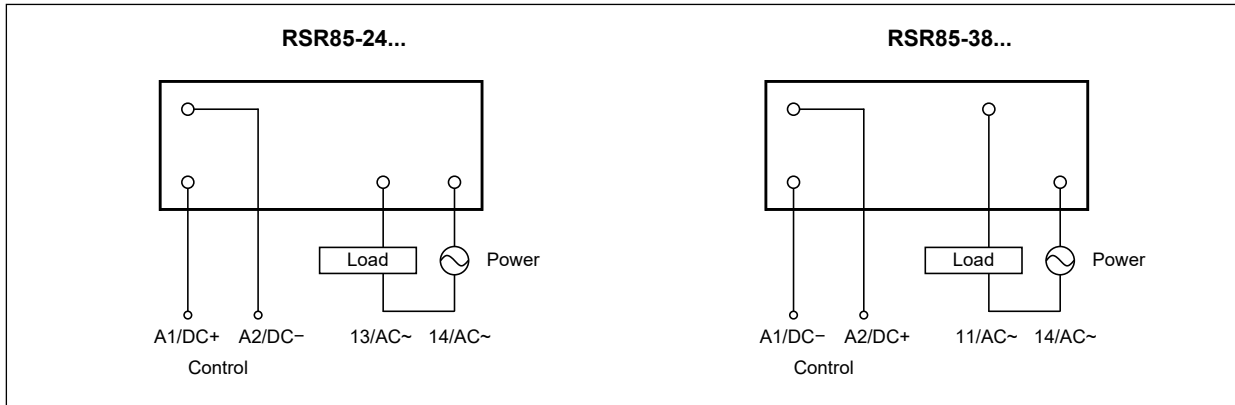
Dimensions



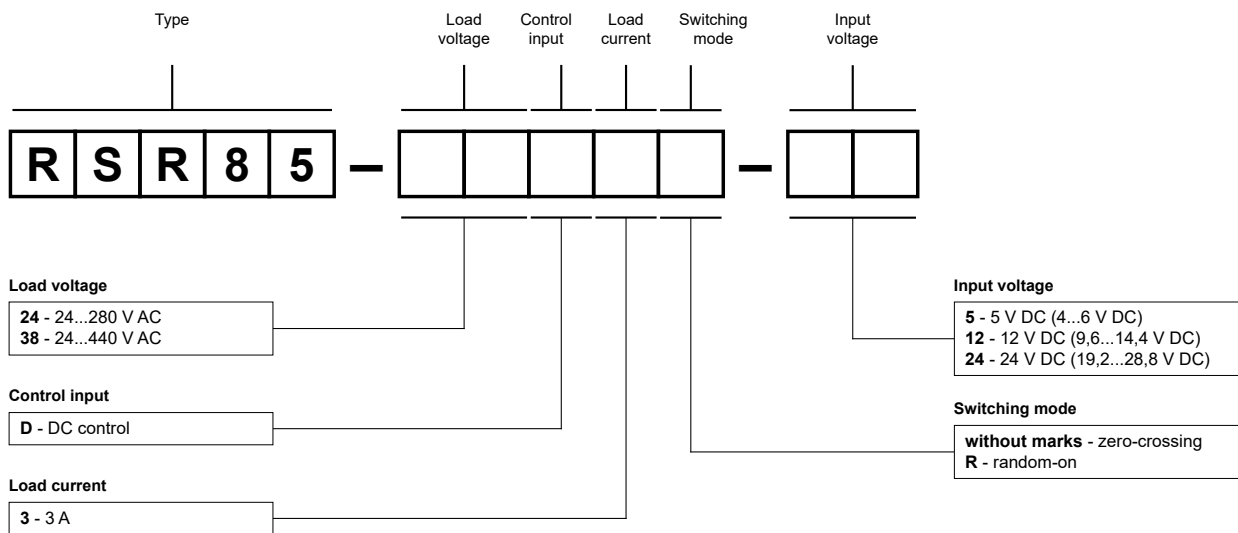
RSR85

single-phase solid state relays, miniature

Connection diagrams



Ordering codes



Examples of ordering codes ☺:

RSR85-24D3R-12

relay **RSR85**, miniature for PCB, random-on switching, DC control, input voltage 12 V DC, load voltage 24...280 V AC (single-phase), load current 3 A

RSR85-38D3-24

relay **RSR85**, miniature for PCB, zero-crossing switching, DC control, input voltage 24 V DC, load voltage 24...440 V AC (single-phase), load current 3 A

☺ Ordering codes **RSR85** are specified in table "Type" on page 1.